



# San Diego Woodturners

A Chapter of the AAW

URL: <http://www.tridsd.com/sdwt/index.html>  
P.O. Box 507061 San Diego, CA 92150-7061

Volume 2004, Number 6

June 2004

## Take a Turn! Saturday, June 19<sup>th</sup>

### SHAVINGS

FROM THE PREZ



### Hello Everyone...

You missed it – if you weren't there. One of our best ever BBQ's. We had a great time! Good food. Great camaraderie. Even the Instant Gallery was special – especially the "little" maple burl hollow vessel by Pete Campbell (28" diam. X 18" tall). The goblet contest was outstanding, though not a lot of entries. Weather? Wonderful.... Nan's raffle of

CONTINUED ON PAGE 2

We usually have 50 or 60 members come to a meeting to listen to someone else talk about turning and watch them turn. But, what about 50 or 60 of us turning all day? Come to the Turning Centre on June 19<sup>th</sup> and will be making exactly this happen. Something different will be happening at the June meeting of the San Diego Woodturners – everyone is going to "TAKE A TURN". That's right, we are going to have a dozen lathes operating at a meeting and everyone will get to 'TAKE A TURN'.

Bring your turning questions. Bring your turning problems. Bring your tools. Bring your projects, any project – a weed pot, a top, a box, a bowl, a platter, an ornament, anything – and you will get to 'TAKE A TURN'. If you don't bring a project, a question, a problem, etc., we will have projects from which you can pick and mentors from which you can pick their brains. This will be your chance to show off your skills and/or get help from some of your turning colleagues.

This is a fun turn. This is a workshop. This is a learning experience. This is a 'TAKE A TURN'.

The Club's mentors will be on hand to help you with anything you need. If you are having trouble sharpening a tool, they will help. If you are having trouble making a certain cut, they will help. If you are having trouble setting up a project, they will help. If you are having trouble reading a piece of wood, they will help. The goal of the "TAKE A TURN" is to help each of us to become better turners.

What should you bring? If you have a piece or project that needs help - bring it. If you want to turn a bowl, bring your bowl gouge. In any case, **please bring your own face and eye protection.**

CONTINUED ON PAGE 3

## Committee Chairs

### Newsletter Editor and Crew

Joe Fleming, editor (858) 586-0562

Jim Dossett, mail (619) 299-4115

Jim Berger, photos (760) 788-7636

### Librarian

Scott van Hoften (858) 453-8504

### Raffle

Warren Sherman (858) 571-2798

### Del Mar Fair

Art Bolic (858) 292-6944

Lorin Youde (760) 436-4749

### Gallery 21

Ken Roth (858) 487-4814

Jim Berger (760) 788-7636

### Programs

Glen Farmer (619) 299-6531

### Mini Symposium

Glen Farmer (619) 299-6531

### Membership

Nan Bushley (760) 728-0591

### Resources

Tom Cummings (760) 745-2769

### Sunshine

Tom Cummings (760) 745-2769

### Refreshments

Karen Freitas (760) 727-3950

### Tops-for-Tots

Lorin Youde (760) 436-4749

### Instant Gallery

Rick Rausch (858) 748-3645

### Mentors

Pete Campbell (909) 767-0455

### Meeting Set-up/Clean-up

Oskar Kirsten (858) 274-3472

### Christmas Party

Nan Bushley (760) 728-0591

### Picnic

Ken Roth (858) 842-1236

### Video Camera

(open) (xxx) xxx-xxxx

### Registration

Ernest Grabbe (858) 513-0088

## "PRESIDENT" CONT FROM P1

some priceless turnings from Ireland (Liam O'Neill), Provo, UT (Mike Mahoney), and members of our club, produced excitement, interest, suspense, AND ..\$1500+ for our general fund.

But the best, I think, was the fun all the kids had playing in the creek – chasing crawfish, tadpoles, etc. If the adults had had that much fun they would have locked us up. Pat and I are very glad y'all came and we hope you will ALL make it next year.

Next meeting is the "TURN ABOUT". Bring your projects, your wood, your questions, and yourselves to the Turning Centre where you will find most all of the mentors ready to assist you. We had a great time last year, it will be even better this time.

Don't forget the upcoming Del Mar Fair – even if you don't work it, the Design in Wood show is always great. The Mini-Symposium is being finalized by our V.P. Glen Farmer, and promised to be a great show.

Finally, I hope to see many of you in Provo for the twenty-fifth Utah Wood Turning Symposium.

Ken

## Mentors

### Pete Campbell:

27636 Ynez Rd

Temecula

(909) 767-0455

### Tom Cummings:

2310 El Norte Parkway West

Escondido

(760) 745-2769

### Ed Ducharme:

9446 Lake Canyon Road

Santee

(619) 448-9389

### Joe Fleming:

11717 Caminito Vantana

San Diego (Scripps Ranch)

(858) 586-0562

### Mike Jackofsky:

9020 Harmony Grove Road

Escondido

(760) 741-7112

### Brian Jackson:

9598 Leyendekker Ct.

Lakeside

(616) 246-6167

### Oskar Kirsten:

5101 Middleton Road

San Diego (Pacific Beach)

(858) 274-3472

### Mike Lonnecker:

16178 Martincoit Road

Poway

(858) 451-2852

### Chuck Luebbers:

1849 Tulip Street

San Diego

(619) 262-8522

### Don Owen:

341 Patricia Ave.

Chula Vista

(619) 426-1457

### Horst Remmling:

410 E. Glaucus

Encinitas

(760) 436-6758

### Ken Roth:

13636 Jackrabbit Road

Poway

(858) 842-1236

**"TAKE A TURN" CONTINUED FROM PAGE 1**

Don't come expecting to see demonstrations; there won't be any. Don't come expecting to sit back and hide in a corner; there won't be any. Do come to participate in a new turning experience! Do come to learn new turning techniques! Do come so solve that turning problem that's had you stumped! Do come to watch your colleagues turn their favorite projects! Do come to participate in turning discussions! Do come to meet other club members! Do come to have a great time!

The 'TAKEA TURN' will start at 9:00 AM, Saturday, June 19, and end when everyone goes home. Lunch will be catered in for a nominal cost or you can take a break and step out for lunch. Refreshments will be available throughout the day. There is no charge for the event.

Wood for small projects will be available during the meeting or bring your own, especially if you are planning on turning a larger piece. One or more wood vendors will be here with more exotic woods available for purchase.

---

## Annual Club Turning Raffle

I don't have much --- except to thank all that made the Annual Raffle part of the Picnic such a whopping success!!! Check with Warren, but I think we made appr. \$1500!!! Even though I left my lucky rabbit's foot at home, only winning 3 pieces out of 336 tickets, you had to be impressed by all the excitement generated by the many winners of the superb turnings offered!!! I would urge those (who haven't already) to call or write to thank the person who donated the turning...

It gets better every year!!! TTYL, Nan

---

## THE RAFFLE REPORT

No report this month.

## Future Club and Turning Centre Programs

**Take a Turn** - June 19<sup>th</sup>: All-day, hands-on turning session with club mentors available for teaching, assistance and advice.

**4th Annual Mini Symposium** - July 10<sup>th</sup>: All-day symposium with local and regional demonstrators sharing their specialties with you.

**Turning Tops** - August 18<sup>th</sup>: As we get ready for our annual Top-A-Thon, Lorin Youde will show us all about tops.

**Making Small Items** - September 15<sup>th</sup>: For those who feel somewhat intimidated about making items for our annual Christmas exhibition in Balboa Park, Glen Farmer will show how to make a number of small items that sell well in the show.

**Christian Burchard** - On October 16<sup>th</sup> we welcome Christian back for a great demonstration and lesson in design.

If you are interested in taking hands-on workshops with Gulio, Stuart, Christian or Hans, Ernest has advanced sign-ups available. Please remember that if you are interested, Ernest needs to know in advance so that he can arrange ahead of time for the demonstrator to stay extra days for us.

### Coming in 2004 and 2005!

Gulio Marcolongo - June 2004  
 Stuart Batty - September 2004  
 Christian Burchard - Oct. 2004  
 Hans Weissflog - April, 2005

## Design in Wood Exhibit at the San Diego County Fair

Well, as you receive this newsletter, the Fair is underway! Many thanks to Lorin Youde and Tom Cummings for setting up the demonstration booth. Plan to come out and view the awesome display. The San Diego Woodturners are well represented as usual. As of this writing the award winners have not been announced, but will be made public on June 9<sup>th</sup>.

The demonstration booth will be running from 10am to 6pm during the entire Fair. If you have not signed up to turn, but still would like to help, contact Lorin Youde for additional information.

This year Bob Stevenson, the Chairman of the Desin In Wood Show, has granted the Woodturners permission to accept donations for Toys for Tots. There will be a donation box and a basket of tops. All proceeds will go to the Toys for Tots Program. The demonstrators will be allowed to sell demo items for the Toys for Tots program as well.

Additional information about the Fair is available on the San Diego Fair Website: <http://www.sdfair.org>

### Board Members

#### President

Ken Roth (858) 842-1236

#### Vice President

Glen Farmer (619) 299-6531

#### Secretary

Don Werth (760) 630-4138

#### Treasurer

Ernest Grabbe (858) 513-0088

#### Members at Large

Jim Berger (760) 788-7636

Art Bolic (858) 292-6944

Nan Bushley (760) 728-0591

Pete Campbell (909) 767-0455

Tom Cummings (760) 745-2769

Joe Fleming (858) 586-0562

Karen Freitas (760) 727-3950

Oskar Kirsten (858) 274-3472

Warren Sherman (858) 571-2798

Scott van Hoften (858) 453-8504

Lorin Youde (760) 436-4749

## AAW Symposium 2004 - Orlando, Florida

The American Association of Woodturners will be hosting its 18th annual woodturning symposium in Orlando, Florida from July 23rd to July 25th. The symposium will include:

- Three days of demonstrations
- Panel discussions
- An Instant Gallery
- Chapter Collaborative Projects
- The annual AAW banquet and auction
- The complete woodturner's trade show.

The list of demonstrators includes: Soren Berger, New

Zealand, Trent Bosch, CO, John Brown, PA, John Calver, Canada, Marilyn Campbell, Canada, Myron Curtis, VA, Jamie Donaldson, KY, Cindy Drozda, CO, Irene Gafert, Denmark, Stephen Gleasner, ME, Anthony Harris, KS, Larry Hasiak, FL, George Hatfield, Australia, Angelo Iafate, RI, Bud Latven, NM, Alan Leland, NC, John Lucas, TN, Gulio Marcolongo, Australia, Emory McLaughlin, FL, Philip Moulthrop, GA, David Nittmann, CO, Binh Pho, IL, Mark Sfirri, PA, Avelino Samuel, Virgin Islands, Neil Scobie, Australia,

Malcolm Tibbetts, CA, Keith Tompkins, NY, Jacques Vesery, ME.

The theme of the AAW's next juried show is "From Sea to Odyssey", which will premiere at the 18th Annual AAW Symposium in Orlando, FL, in July 2004.

We invite AAW members to take a journey of transformation. Find something that will show and create a sense of vitality, emotion, and feeling from your material. Look for an aesthetic experience using all senses at your disposal —sight, touch, hearing, and smell.

# A Visit with Ron Kent

## Sally Ault

Ron Kent is a very talented artist who has been turning wood for about 30 years. He specializes in Norfolk Pine which he turns very thin and treats with many applications of Danish oil creating a translucency that causes his pieces to glow with life.



a slight kick, rearranging the sculpture. He said he moves several balls almost every time he goes past them...changing the arrangement randomly. It is a wonderfully simple and creative way to give some creative excitement to an expanse of lawn.



what to look at first... I was surrounded by piece after piece of beautiful work. Many of the pieces are Ron's but there are wonderful examples of the work of many other artists as well.


I had been corresponding with Ron Kent for several months by email and phone when a business trip took me to Oahu. I mentioned to Ron that I would be in the area and he invited me to visit his studio in Kailua.

We set a day and time and he gave me directions to his home. I had some problems with detours but thanks to the miracle of cell phones he directed me through the maze of Kailua streets to his home. He gave me the street address but said that I would have no trouble knowing which house was his. As I drove down the street I saw that there was a HUGE Norfolk Pine log in the front yard of one of the houses...I was there!

Ron's home is a virtual museum of exceptional examples of the woodturners art. As I entered his living room, it was hard to know

Ron had made popcorn and we sat and talked about woodturning, looked through some photo books of collections of turnings and discussed some of the exceptional pieces he has in his collection. He was interested in what brought me to woodturning and what I wanted to achieve. We talked about theory and design for a bit, then we crossed the yard to his shop.

In the yard is a wonderful, constantly changing sculpture. There are about 20 2' fiberglass balls laying in the grass...each one painted with different textures and colors. As we walked past he gave several of the balls



Ron's shop is large and uncrowded. There are wonderful Norfolk Pine bowls of many different styles in varying stages of completion on tables, shelves, work surfaces and 2 chest freezers.

Ron has a large lathe positioned near large rollup garage doors facing the lawn. Several work benches and other pieces of woodworking equipment are arranged throughout the space...including a large vat of Danish oil which he uses to achieve the remarkable translucency that are a signature of his work.


I expected to watch Ron work on a turning and to learn some of his techniques in that manner, but to my surprise he used a

## "A VISIT WITH RON KENT" CONTINUED FROM PAGE 1

winch mounted over his lathe to mount a large piece of pine (from the log that was laying in his front yard) between centers and then after a few passes at the wood with a rounded scraper (his roughing tool of choice), he handed the tool to me and said "OK...go for it." I had never worked on a piece that large but he was very reassuring so I started to work the rough blank



It was very exciting to see lovely narrow ribbons of the wet, green Pine flying off the blank. As the blank was approaching round he stopped me and showed me another tool he likes to use for removing large amounts of wood. This one is also a scraper but has a straight end with an angle to the right. It looked alarmingly like the dreaded skew to me and I told him so. He showed me how he uses it and to my amazement in only a few passes I had 1 1/2" wide ribbons flying off the wood.



In a very short time we had a large pile of the wide ribbons on the floor.



Ron is quite proud of the fact that he is self-taught. He does many things that the books say are "wrong" because he didn't know any better at the time and those self taught techniques work perfectly for him. He is an excellent teacher but is very firm about learning things for yourself instead of reading a book, watching a tape of "how to do it right" or attending a seminar.

Ron uses a limited number of types of tools and makes most of his own turning tools.



Ron showed me his own design of a glued-on chuck which allows him to remove pieces from the lathe and remount them again without the risk of having the piece being out of round. He has several old chest freezers in the shop where he keeps roughed

blanks to stop the spalting. He showed me how he works the Danish oil into the finished pieces to achieve the beautiful translucency that Norfolk Pine is noted for. We also discussed his discovery of treating rough turned pine blanks with a soap solution before finish turning to reduce cracking.

The afternoon went much too quickly but Ron was kind enough to invite me to return on my next trip to Hawaii.



Please visit his website at [www.ronkent.com](http://www.ronkent.com) to see a representative collection of his works and read some of the letters from his admirers.

I am so grateful to Ron for his generosity in sharing his work with me, but also for his insistence that I figure out the answers to most of my MANY questions on my own. A great teacher encourages their students to experiment and make mistakes since that is the best way to really learn...Ron is a great teacher.

Sally Ault

## THE ANNUAL TOP-A-THON

Don't forget that the Annual Top-a-Thon will be September 24, 25, 26 at the Havest Festival - Del Mar Fair Grounds.

### San Diego Woodturner's present: 4<sup>th</sup> Annual Mini-Symposium

The 4<sup>th</sup> Annual Mini Symposium is scheduled for July 10<sup>th</sup>, 2004 at the SD Turning Centre. Like last year, this event will be a full day of demonstrations ranging from basic bowls to carving and coloring. There will be something for everyone. Last year we had the pleasure of hosting **Phil Brennon** as a featured demonstrator.

The Symposium committee is actively planning this year's event. We are planning for several demonstrations from Southern California turners from other clubs. We are putting the rotation schedule together now and we want your ideas. Please call **Glen Farmer** at (619) 299-6531 with your suggestions.

So far, here is what we have planned:

- Dennis Fowler: A local professional woodturner will be demonstrating texturing and carving.
- Don Owen: TBD
- Joe Fleming: Coloring your pieces.
- Mike Jajackofsky: Wood selection, shape and design of hollow turning as well as hollow turning itself.
- Paul Swyhart: Beginners kitchen items.
- Paul Terlow: Spindle work with a focus on repetition for production.
- Art Fitzpatrick: The former president of the Orange county woodturners, art will show us basic bowl design with a focus on cutting vs scraping styles.
- Steve Dunn: a professional woodturner from the Los Angeles area, Dunn will be showing us how to make wooden hats.
- Glen Farmer: small woodturnings with a focus on x-mas ornaments.

## For Sale:

Milwaukee 1/3 HP 6 in Bench Grinder, Model # 4931

O'Donnell Ruby Grinding wheels, 46 grit and 80 grit. Ruby wheels are ideal for sharpening HSS and carbon steel tools as the grit is the sharpest of the aluminum oxide wheels and so gives fast and cool cutting. It is a friable grit and so breaks up while sharpening, but as it is a 50% friable wheel it keeps its shape better than 100% friable wheels. 80 grit is ideal for sharpening and leaves a great cutting edge. 46 grit is ideal for fast re-shaping of tools.

Wolverine Precision Balancing System drastically reduce grinder vibration with the balancing system.

Your grinding wheels can now be accurately balanced by you in your own workshop!

Total Price: \$100 Cash

Contact: John Mael  
amael@san.rr.com  
858-337-0939

## Congratulations!

Congratulations to Johnny Carmichael. Johnny graduates on June 10th.

He is the recipient of a scholarship from the San Diego Fine Woodworkers and plans to attend Palomar College's wood-working program.

# The Annual Club Picnic



# VIDEO AND BOOK LIBRARY

Don't forget that we have a video and book library available for you to check out tapes and books for a small fee. We have almost every turning video ever made and are starting to grow our collection of books. Please note the new titles at the end of the list in **BOLD LETTERS**.

For those of you with rentals that are outstanding, please return them to the Turning Centre or Scott van Hoften, 8207 Caminito Lacayo, La Jolla, CA 92037, (858) 453-8504. Either bring them to the club meetings or mail them to me. Media mail is the best price.

Title	Name	Title	Name
1. Miniature Lathe Demo	Bonnie Kline	52. Mike Mahoney – Demo B	
2. Woodturning II Bowls	Bonnie Kline	53. Basic Box	Ray Key
3. Woodturning III Boxes	Bonnie Kline	54. Finial Box	Ray Key
4. Thread Cutting	Robert Sorby	55. Finial Box	Ray Key
5. Tips for Turners-Hollow Turning Tools	David Ellsworth	56. Finial Box	Ray Key
6. Turning Between Centers #1	Dennis White	57. Turned Forms-the Collection	Irving Lipton
7. Turning Bowls #2	Dennis White	58. Woodturning	Richard Raffan
8. Boxes, Goblets, Screws and Threads	Dennis White	59. Turning Wood	Richard Raffan
9. Novelties and Projects #4	Dennis White	60. A & B Turning Projects	Richard Raffan
10. Classic Profiles #5	Dennis White	61. The Translucent Bowl and Hawaiian Woods	Ron Kent
11. Twist and Advanced Turning	Dennis White	62. Turning Boxes	Chris Stott
12. Bowl Turning	Del Stubbs	63. Decorative Effects and Coloring	Chris Stott
13. Southern California Woodturning Conference 1986		64. Woodturning – A Foundation Course	Keith Rowley
14. Del Mano Gallery 1988-1990		65. Signatures in Wood	Ditmer, Holzapfel, Scarpino
15. Del Mano Gallery 1990		66. History of Irish Woodturning	
16. Turning Boxes	Ray Key	67. AAW Symposium '96-'97	
17. Stewart Tools-Promo Incra	Dennis Stewart	68. San Diego Woodturners	
18. Stewart Tools-Signature in Woods Promo Incra		69. Turning Boxes	Richard Raffan
19. Decorative Techniques	Robert Sorby	70. Chatter Techniques, Coloring	Bonnie Klein
20. San Diego Woodturners-Flutes and Spindle Turning		71. Turning Unusual Materials	Bonnie Klein
21. Woodturning Symposium 1992-Irish Woodturning		72. Elliptical Turning	David Springett
22. Demo Part 1	Dan Ackerman	73. Woodturning Wizary	David Springett
23. Demo Part 2	Dan Ackerman	74. Bowl Turning	Del Stubbs
24. Photographing your Pieces (defective)	Gary Zeff	75. Turning for Furniture	Ernie Conover
25. The Woodturning Workshop		76. Threaded Lids (V)	Bonnie Klein
26. Bowl and Hollow Turning	John Jordan	77. Dick Sing 7-00 1 & 2	Demo
27. Bowl and Hollow Turning	John Jordan	78. Introduction to Bowl Turning	Rus Hurt
28. Small Shop Projects:Boxes	Jim Cummings	79. Inlaid and Novelty Boxes	Chris Stott
29. Lets Make a Bowl Lathe	Timby plans	80. Finishing for Woodturners	Chris Stott
30. Colonial Footstool-beginning project		81. Skill Building Projects	Mark St. Leger
31. AAW Symposium 1994		82. Turning Projects from Scrap	Robert Rosand
32. Wood Dust Solution		83. Turning Green Wood	Michael O'Donnell
33. Sharpening, Sanding #1	David Ellsworth	84. Wet Turning	Stuart Mortimer
34. Hollow Turning Tools #2	David Ellsworth	85. Turning Pens	Art Majeras Demo
35. Hollow Turning #3	David Ellsworth	86. Fundamentals of Sharpening	4-Experts-AAW
36. Natural Edge and Hollow Form	Chris Stott	87. The Skew Chisel	Allan Batty
37. First Steps Woodturning, Cutting, Sharpening	Chris Stott	88. Hand Thread Chasing	Allan Batty
38. Turning Bowls	Chris Stott	89.	
39. Turning Bowls	Chris Stott	90. Inside Out Turning	Silva
40. Howard Lewin Seminar 1996		91. Basic Off Centre Turning	Stott
41. Photographing your Work	Berry Parr	92. Relief Carving	Bennett
42. Instant Gallery AAW Symposium '85 and '86		93. Signature Gouge	Ellsworth
43. Coloring and Decorating	Stott	94. Basic Bowl on Lathe	Raffan
44. Hollow Turning	David Ellsworth	95. Hollowing Engrain & Turning a Box	Raffan
45. Introduction to Bowl Turning-AAW		96. Introduction to Bowl Turning	AAW
46. Introduction to Bowl Turning-AAW		<b>97. Turning a Wood Range Rider</b>	<b>Johannes Michelson</b>
47. AAW '97 Technique and Instant Gallery		<b>98. Turning Wood for the Love of It</b>	<b>Tobias Kaye</b>
48. Coloring Wood	Jan Sanders	<b>99. Spindle Turning for the Adventurous</b>	<b>Tobias Kaye</b>
49. Cutting and Sharpening for Woodturners	Chris Stott	<b>100. Bowl Turning from Basic to Master</b>	<b>Tobias Kaye</b>
50. Welding, oxy, arc, wire		<b>101. Vessels of Illusion</b>	<b>Trent Bosch</b>
51. Mike Mahoney – Demo A		<b>102. Tool Sharpening, Basic Cutting Techniques and Spinning Tops</b>	

## San Diego Woodturners Club Calendar

### June 2004

- Saturday, June 19<sup>th</sup> at 8:00 am - General Club Meeting at the San Diego Woodturning Centre.  
Program: **"Take a Turn" - Mentoring help and everyone gets to turn.**
- Thursday, June 24<sup>th</sup> at 7:00 pm - Board of Directors Meeting at the San Diego Woodturning Centre.

### July 2004

- Saturday, July 10<sup>th</sup> at 8:00 am - **4th Annual Mini Symposium**
- Thursday, July 29<sup>th</sup> at 7:00 pm - Board of Directors Meeting at the San Diego Woodturning Centre.

### August 2004

- Wednesday, August 18<sup>th</sup> at 7:00 pm - General Club Meeting at the San Diego Woodturning Centre.  
Program: **Making Tops with Lorin Youde**
- Thursday, August 26<sup>th</sup> at 7:00 pm - Board of Directors Meeting at the San Diego Woodturning Centre.

For other local clubs, see the San Diego Woodturner's website at: <http://www.tridsd.com/sdwt/index.html>

## San Diego Woodturning Centre Calendar

See SDWTC website for other classes and information: <http://www.sdwoodturning.com/>

### June 2004

- June 14-16 - Basic Woodturning I from 8am to 4:30 pm at the San Diego Woodturning Centre.
- June 21-25 - Gulio Marcolongo workshops from 9am to 4pm at the San Diego Woodturning Centre.

### July 2004

- July 5-7 - Basic Woodturning I from 4pm to 7pm at the San Diego Woodturning Centre.
- July 12-14 - Basic Woodturning I from 4pm to 7pm at the San Diego Woodturning Centre.

### August 2004

- August 2-4 - Basic Woodturning I from 4pm to 7pm at the San Diego Woodturning Centre.
- August 7-8 - Basic Woodturning IA from 8am to 4:30 pm at the San Diego Woodturning Centre.
- August 9-11 - Basic Woodturning I from 4pm to 7pm at the San Diego Woodturning Centre.
- August 28-29 - Basic Woodturning Projects from 8am to 4:30 pm at the San Diego Woodturning Centre. Don't forget that we have a video and book library available for you to check out tapes and books for a small fee. We have almost every turning video ever made and are starting to grow our collection of books. Please note the new titles at the end of the list in **BOLD LETTERS.**

For those of you with rentals that are outstanding, please return them to the Turning Centre or Scott van Hoften, 8207 Caminito Lacayo, La Jolla, CA 92037, (858) 453-8504. Either bring them to the club meetings or mail them to me.

Media mail is the best price.1.

Miniature Lathe Demo

Bonnie Kline

2. Woodturning II Bowls
3. Woodturning III Boxes
4. Thread Cutting

Bonnie Kline  
Bonnie Kline  
Robert Sorby

## San Diego Woodturning Centre

If you interested in a turning workshop, consider these three outstanding turners. All three have been to the San Diego Woodturning Centre and all offer excellent instruction for all ability levels. **Stuart Batty** is a new addition to the schedule. His workshop will either be the second or third weekend in September. Please contact Ernest with your interest.

Don't wait too long on any of them or you may miss out because space is limited. There are already people signed up for **Stuart Batty** and **Gulio Marcolongo** so make your reservation soon.

The remaining 2004 workshop schedules are as follows. Three outstanding turners are scheduled for the coming year. They are:

- **Gulio Marcolongo** - June 21 through June 25, 2004
- **Stewart Batty - September 11 or September 18, 2004**
- **Christian Burchard** - October 17, 18 & 19, 2004

<http://www.sdwoodturning.com/>.

**PLEASE NOTE:** When contacting the Woodturning Centre, the phone number is:  
**(858) 513-0088.** Do not call Ernest and Ellen's home number.

### Klingspor Sanding Pads/Disks

#### **FLEX ARBORS**      **Disks (hook & loop)**

2" at \$ 8.25                      2" at \$3.50 per 25  
3" at \$ 9.25                      3" at \$5.00 per 25

See **Ken Roth** at the meeting or  
call **(858) 842-1236**

## RESOURCES AND DISCOUNTS

### Cut & Dried Hardwoods

241 South Cedros Avenue  
Solana Beach, CA 92075  
(858) 481-0442

### Tropical Exotic Hardwoods

2270 Camino Vida Roble  
Ste "B",  
Carlsbad, CA  
(760) 434-3030

### Rockler's

8199 Clairemont Mesa Blvd.  
San Diego, CA 92111  
(858) 268-1005

### North County Tools

955-A Rancheros Drive  
San Marcos, CA 92069  
(760) 743-2004

### Tool Depot - three locations

3799 Gaines Street, SD CA  
(619) 220-7111  
  
1441 Encinitas Blvd, Enc. CA  
(760) 943-9120

### The Hardwood & Hardware Co.

9040 Activity Road, Bldg E  
San Diego, CA 92126  
(858) 536-1800

### Enviro-Safety Products

516 E. Modoc Ave.  
Visalia, Ca 93292-7630  
(800) 637-6606

1655 Broadway #13  
Chula Vista, CA  
(619) 585-1800

### Woodworker West.

P. O. Box 66751  
Los Angeles, CA 90066  
(310) 398-5931


San Diego Woodturners, Inc.

A Nonprofit Corporation

A Chapter of the AAW

P.O. Box 507061

San Diego, CA 92150-7061



---

# Take a Turn

**All-day hands-on turning event**

\*\*\*\*\*

**Saturday, June 19<sup>th</sup>, 2004**

**9:00 am - 4:00 pm**

\*\*\*\*\*