



San Diego Woodturners

A Chapter of the AAW

URL: <http://www.tridsd.com/sdwt/index.html>
P.O. Box 507061 San Diego, CA 92150-7061

Volume 2004, Number 2

February 2004

Michael Hosaluk

Woodturning Artist, Teacher and Author

February 21st 9:00 am to 3:30 pm

SHAVINGS

FROM THE PREZ



Hello Everyone...

Thank you for your vote of confidence! The new board has elected me President for another year. ***It is indeed an honor*** to lead the San Diego Woodturner's, Inc. I hope that we can continue with our emphasis on the beginning, or better said, the novice turners.

I hope you all enjoyed and learned a bit about sharpening at our last meeting. We tried to do it with minimal talking (since


CONTINUED ON PAGE 2

On February 21, the San Deigo Woodturners will welcome Michael Hosaluk for a return visit and day-long demonstration. Michael is world famous for breaking the conventional boundaries of woodworking, woodturning and all forms of artistic expression.



Michael's work evokes nature and whimsical themes. He uses any materials that are needed to accomplish his goals.

In addition to his large body of work, Michael recently authored a book titled: **Scratching the Surface: Art and Content in Contemporary Wood.**



RENEW YOUR 2004 MEMBERSHIP

Time is running out to pay your 2004 dues. Club membership dues are \$25.00 if you receive the newsletter via the website, or \$30.00 if you insist on having it mailed to your house.

I will be accepting your dues payment in cash, check or charge. You may also mail your dues to me at Ernest Grabbe, Treasurer, SDWT at POB 507061, San Diego 92150-7061.

Please note, that we will discontinue sending newsletters to all unpaid members after March.

Committee Chairs

Newsletter Editor and Crew

Joe Fleming, editor (858) 586-0562

Jim Dossett, mail (619) 299-4115

Jim Berger, photos (760) 788-7636

Librarian

Scott van Hoften (858) 453-8504

Raffle

Warren Sherman (858) 571-2798

Del Mar Fair

Art Bolic (858) 292-6944

Lorin Youde (760) 436-4749

Gallery 21

Ken Roth (858) 487-4814

Jim Berger (760) 788-7636

Programs

Glen Farmer (619) 299-6531

Mini Symposium

Joe Fleming (858) 586-0562

Membership

Nan Bushley (760) 728-0591

Resources

Tom Cummings (760) 745-2769

Sunshine

Tom Cummings (760) 745-2769

Refreshments

Karen Freitas (760) 727-3950

Tops-for-Tots

Lorin Youde (760) 436-4749

Instant Gallery

open (xxx) xxx-xxxx

Mentors

Pete Campbell (909) 767-0455

Meeting Set-up/Clean-up

Oskar Kirsten (858) 274-3472

Christmas Party

Nan Bushley (760) 728-0591

Picnic

Ken Roth (858) 842-1236

Video Camera

Don Owen (619) 426-1457

Registration

Ernest Grabbe (858) 513-0088

"PRESIDENT" CONT FROM P1

we already had the technical session at an earlier time) and let the mentors and grinders do their work.

The last meeting was particularly enjoyable for me as I was able to hand out a lot of nice checks from sales at Gallery 21. As usual, the vast amount of money was paid out to **novice turners** who turned small craft-type items, as only a few big-ticket items were sold.

The **UTAH WOODTURNING SYMPOSIUM** – the longest running woodturning symposium in the WORLD - will be on June 10, 11, & 12 in Provo, Utah. In those three days there will be over 100 demonstrations by some of the greatest names in woodturning in the world. Richard Raffan, Allan & Stuart Batty, Jean-Francois Escoulen, Michael O'Donnell, and numerous others in the world and in the U.S.A. will be there to show us how to do it.

See for yourself at:

Utahwoodturning.com. In addition to the symposium *Craft Supplies* has a one day (June 9) event with equipment and wood sales. That event alone is worth the trip. Ask Nan or any other "oldtimer" for more information. Make up your mind soon, though, as I think that it will be a big year, and space is limited.

Our next meeting is in conjunction with the *Turning Center* as Ernest is hosting Michael Hasoluk - a great show. I understand he has some new things since his last visit and knowing him it will be interesting. See you there.

Mentors

Pete Campbell:

27636 Ynez Rd
Temecula
(909) 767-0455

Tom Cummings:

2310 El Norte Parkway West
Escondido
(760) 745-2769

Ed Ducharme:

9446 Lake Canyon Road
Santee
(619) 448-9389

Joe Fleming:

11717 Caminito Vantana
San Diego (Scripps Ranch)
(858) 586-0562

Mike Jackofsky:

9020 Harmony Grove Road
Escondido
(760) 741-7112

Brian Jackson:

9598 Leyendekker Ct.
Lakeside
(616) 246-6167

Oskar Kirsten:

5101 Middleton Road
San Diego (Pacific Beach)
(858) 274-3472

Mike Lonnecker:

16178 Martincoit Road
Poway
(858) 451-2852

Chuck Luebbers:

1849 Tulip Street
San Diego
(619) 262-8522

Don Owen:

341 Patricia Ave.
Chula Vista
(619) 426-1457

Horst Remmling:

410 E. Glaucus
Encinitas
(760) 436-6758

Ken Roth:

13636 Jackrabbit Road
Poway
(858) 842-1236

THE RAFFLE REPORT

January was a good month not only did I turn another year older I am almost done with my shop to where I can start turning more often than I did last year.

We had some winners last month in the raffle. Karen Freitas won the 6" grinder, Paul Pankratz won the bowl gouge, and Mike Lurch won the side scraper. The progressive bowls were won by Tom Henderson and Robynne Hanus. We are looking forward to the pieces that they will bring in. Also waiting on Norm Burk to bring in his piece for the raffle.

For the February meeting we are going to have a wood burning kit that comes with two tips and accessories and to make it a little nicer there will be an extra tip added into kit. We will have a turning tool and some accessories that we all can use.



Thanks for letting me be of service
Warren Sherman

Gallery 21 - Final Accounting

Gallery 21 performed better this year than previous years. As a club, we had \$4,037.76 in sales which is about \$1,000 better than the last three years.

Ken Roth handed out a number of checks to participants.

Don Werth: \$56.25
Ken Roth: \$431.25
Jim Berger: \$131.25
Glen Farmer: \$176.25
Don Kaufmann: \$191.25
Mike Jackofsky: \$281.25
S. Russell: \$22.50
Martin Kelinsky: \$11.25
Ken Haines: \$225.02
Jack Swenson: \$56.25

Jim Reeve: \$262.50
Russell Duff: \$150.00
Rick Rausch: \$232.50
Ed Anderson: \$71.25
Karen Freitas: \$52.50
Jim Dossett: \$166.50
Horst Remmling: \$82.50
Tom Cummings: \$7.50

Many of these people are rather new to turning, so you don't have to be an "expert" to sell your pieces. Also, many of these sales were \$10 to \$30 items, so you don't have to turn "big" things to sell your pieces. Next year's show will be the 1st two weeks of December so plan now to participate.

Future Club and Woodturning Centre Programs

Joe Fleming - Woodturning on the internet. March 17th

Jimmy Clewes - March 10th - 12th, and 13th - 15th (workshops only)

David Ellsworth - April 17th

Annual Club Picnic - May 15th

Take a Turn - June 19th: All-day, hands-on turning session with club mentors available for teaching, assistance and advice.

4th Annual Mini Symposium - July 10th: All-day symposium with local and regional demonstrators sharing their specialties with you.

If you are interested in taking hands-on workshops with Michael, Jimmy, David, Gulio, Christian or Hans, Ernest has advanced sign-ups available. Please remember that if you are interested, Ernest needs to know in advance so that he can arrange ahead of time for the demonstrator to stay extra days for us.

Coming in 2004 and 2005!

Michael Hosaluk - Feb. 2004
Jimmy Clewes - March 2004
David Ellsworth - April 2004
Gulio Marcolongo - June 2004
Christian Burchard - Oct. 2004
Hans Weissflog - April, 2005

25th Annual Utah Woodturning Symposium

The 25th Annual Utah Woodturning Symposium will be held on June 10th to 12th on the campus of BYU in Provo. Once again, there will be over 100 demonstrations available for viewing.

A tentative list of international presenters include: Eli Avisera (Israel), Allan Batty (England), Jean-Francois Escoulen (France), Mike Kaplan (South Africa), Art Liestman (Canada), Gulio Marcolongo (Australia), Grant Marshall (South Africa), Terry Martin (Australia), Stuart Mortimer (England), Rolly Munro (New Zealand), Mic and Liz O'Donnell (Scotland), Richard Raffan (Australia), Niko Siragas (Greece), and Hans Weisflogg (Germany).

Proposed US demonstrators include: Rex Burningham, Kip Christensen, Clead Christiansen, David Ellsworth, Albert LeCoff, Bill Luce, Mike Mahoney, Dale Nish, Lane Phillips, Linda Salter, Tom Sorensen, Jacques Vesery, and Andi Wolfe.

As in past years, Craft Supplies USA will also host a pre-symposium sale and demonstration event on June 9th.

For more information, please see the Utah Woodturning Symposium website at: www.utahwoodturning.com

or by contacting the organizers at: **Utah Woodturning Symposium, PO Box 1250, Riverton, UT 84065-1250.**

Board Members

President

Ken Roth (858) 842-1236

Vice President

Glen Farmer (619) 299-6531

Secretary

Don Werth (760) 630-4138

Treasurer

Ernest Grabbe (858) 513-0088

Members at Large

Jim Berger (760) 788-7636

Art Bolic (858) 292-6944

Nan Bushley (760) 728-0591

Pete Campbell (909) 767-0455

Tom Cummings (760) 745-2769

Joe Fleming (858) 586-0562

Karen Freitas (760) 727-3950

Oskar Kirsten (858) 274-3472

Warren Sherman (858) 571-2798

Scott van Hoften (858) 453-8504

Lorin Youde (760) 436-4749

AAW Symposium 2004 - Orlando, Florida

The American Association of Woodturners will be hosting its 18th annual woodturning symposium in Orlando, Florida from July 23rd to July 25th. The symposium will include:

- Three days of demonstrations
- Panel discussions
- An Instant Gallery
- Chapter Collaborative Projects
- The annual AAW banquet and auction
- The complete woodturner's trade show.

The list of demonstrators includes: Soren Berger, New

Zealand, Trent Bosch, CO, John Brown, PA, John Calver, Canada, Marilyn Campbell, Canada, Myron Curtis, VA, Jamie Donaldson, KY, Cindy Drozda, CO, Irene Gafert, Denmark, Stephen Gleasner, ME, Anthony Harris, KS, Larry Hasiak, FL, George Hatfield, Australia, Angelo Iafate, RI, Bud Latven, NM, Alan Leland, NC, John Lucas, TN, Gulio Marcolongo, Australia, Emory McLaughlin, FL, Philip Moulthrop, GA, David Nittmann, CO, Binh Pho, IL, Mark Sfirri, PA, Avelino Samuel, Virgin Islands, Neil Scobie, Australia,

Malcolm Tibbetts, CA, Keith Tompkins, NY, Jacques Vesery, ME.

The theme of the AAW's next juried show is "From Sea to Odyssey", which will premiere at the 18th Annual AAW Symposium in Orlando, FL, in July 2004.

We invite AAW members to take a journey of transformation. Find something that will show and create a sense of vitality, emotion, and feeling from your material. Look for an aesthetic experience using all senses at your disposal —sight, touch, hearing, and smell.

FIVE SQUEEZE OUT ELECTION VICTORY

At the January club meeting, five members were elected to our Board of Directors for three year terms. They are: Jim Berger, Nan Bushley (2nd term), Tom Cummings (2nd term), Glen Farmer, and Ernest Grabbe (2nd term). These five form one third of the total board for our club.

At the following board meeting on January 29th, the Board elected new officers for 2004. After a vigorous campaign and promises of free wood to all who voted for him, Ken Roth won re-election as the club president. He ran against Mike Lonnecker who lost by just one vote despite the fact that he is no longer on the board.

Lonnecker then tried to retain his post as vice president, but was soundly defeated by newcomer Glen Farmer. Joe Fleming promptly handed Glen the job of program director which Lonnecker had successfully pawned on him three years ago.

We think Don Werth was re-elected to the club secretary post. Since, as sitting secretary, he kept all the vote tallies, nobody is really sure that he won. But then again, who wants to be secretary anyway.

Finally, the election for the position of club treasurer was held. Ernest Grabbe handily whipped Pete Campbell after Pete suggested he could double the club's income by selling Tom Cumming's extra lathes.

On a sadder note, Jim Reeve had to step down from the Board due to family health issues. Scott van Hoften was appointed to fill Jim's remaining term of one year.

Humorously submitted:

Joe Fleming (and I'm already tired of presidential primaries!)

A New Tip on the Web Page

Have you ever wondered what sanding grit all those nylon 3M scrub pads are equal to? Well, now you can know. I found a reference document on the internet that lists all of the various colors of the 3M pads and what sanding grits they replace. For example, the light gray pads are about the same as 0000 steel wool. Just go to: <http://www.tridsd.com/sdwt/> and click on Tips, then the 3M Scotch-Brite item in the list.

Design in Wood San Diego County Fair - 2004

The 23rd annual Design in Wood show at the San Diego County Fair promises to be bigger and better than ever this year. The SD Fine Woodworkers are constructing new exhibit displays to enhance the show and there will be more than \$18,000 in prizes awarded.

Here are some key dates for the 2004 San Diego County Fair. For the exhibition, the entry deadline is April 30, 5:00pm. Drop-off is June 3, Thursday 10:00am - 8:00pm. Judging is on June 5, 2004. Opening day and the awards ceremony is on June 11. The Fair closes on July 4 with exhibit pick-up on July 5, Monday from 10:00am - 7:00pm.

For our booth at the fair, set-up will be May 29 - 31. Workers are needed for this and for staffing the booth during the fair. All fair volunteers will receive two fair passes per shift worked. There are two shifts per day (10-2 and 2-6). we need two volunteers per shift. Please contact Lorin Youde (760) 436-4749 for more information and to sign up for fair working times.

NEWS FROM THE WOODTURNING CENTRE

A lot is happening at the Woodturning Centre. We have several of the better know woodturners from around the world coming to San Diego in the next few months. Some will presenting demonstrations at the general meetings of the San Diego Woodturners, others will be here for workshops only.

In February we have Michael Hosaluk, a well liked, world renown turner from Saskatoon, Saskatchewan, Canada, here on Saturday, the 21st for the San Diego Woodturners' General Meeting and demonstration. Following the demonstration, Michael will be conducting a three-day, hands-on workshop. This is Michael's second workshop here at the center and his popularity had the workshop sold out a month in advance.



on Sunday and MOnday, April 18th and 19th. This is David's first trip to San Diego but those that have seen him at other demonstrations or have traveled to Pennsylvania for his workshops have raved about his teaching and ability to make it (seem) so simple.


In June, Guilio Marcolongo will be returning to the San Diego Woodturning Centre, for a three-day workshop followed by a two-day workshop. The workshops will be during the last full week of June, 2004, beginning on Monday, June 21st and running through Friday, June 25th. Guilio has been invited to demonstrate at both the Utah Woodturning Symposium at BYU University in Provo, UT, earlier in June and at the AAW Symposium in July at Orlando, Florida. Guilio has expanded his turning and demonstrating skills from lidded boxes into many other areas. We recently received a photograph of Guilio with a couple his commissioned spindle turnings that were 15 inches in diameter and over 8 ft tall.



Jimmy Clewes is returning in March for two back-to-back, three-day workshops. Jimmy was the guest demon-strator at the San Diego Woodturners' General Meeting in October of 2003 and his follow up workshop was also full and had a waiting list. Jimmy agreed to return to San Diego in the spring so those who missed him in October would have another chance to see him. His first workshop will be on

Wednesday, Thursday and Friday, March 10th, 11th and 12th. The second workshop will follow immediately on Saturday, Sunday and Monday, March 13th, 14th and 15th. The first workshop is about half full already and the second workshop only has two spots open at this time.

David Ellsworth, probably the best known Amer-ican wood-turner, will be here in April for a demonstration and two-day workshop. David will be demonstrating at the San Diego Woodturners' General Meeting on Saturday, April 17th, and the workshop will be held



October brings Christian Burchard back to us from Ashland, OR, (our 'el presidente's out-of-town hangout) for the San Diego Woodturners' General Meeting and demonstration on Saturday, October 16th. Christian will hold a three-day, hands-on workshop on Sunday, Monday and Tuesday, October 17th, 18th and 19th. Christian's easy going style and

turning skills make him a very popular demonstrator / workshop leader.

We have already begun working on the schedule for 2005 with Hans Weisflogg from Germany filling the April slot for a demonstration and workshop. We will be talking with many other demonstrators and turners during the upcoming months. If you have someone you would like to see or be in one of their workshops, please let us know and we will see if we can get our schedules to match.

For additional information on our workshops and demonstrations, please visit our website at www.sdwoodturning.com or call us at (858) 513-0088

Editor's note: I found this list on the internet on the WoodCentral website: <http://www.woodcentral.com/> For those of you not familiar with the site, I encourage you to browse it occasionally. I found that these "truths" ring mostly true for me and thought you might enjoy them as well. Presented with the author's permission:

The "Universal Truths" of Woodturning (As I Know Them - Russ Fairfield)

These Truths I hold as self-evident. These are the things about woodturning that I have learned to accept without question. They are above argument. I have no doubt that many more can be added as I become more proficient in the art/craft of woodturning. I also have no doubt that there will be arguments on the merits of some of those that I have included. There is no importance in their listed order; I wrote them down as I thought of them.

1. There are only three ways to become an accomplished woodturner, and they are practice, practice, and more practice.

That practice will be easier with a copy of Keith Rowley's book, "*Woodturning: A Foundation Course*", and learning to do everything that he discusses. Follow that with his book, "Keith Rowley's Woodturning Projects", and make all 20 of them. If you do these things, you will be well on your way to becoming a woodturner. There are comparable books and videos, but I happen to like these.

2. It takes years to become an expert woodturner. Standing in front of a lathe, all day, every day, for 20 years would be a good start. Others may be faster than that, but most of the real experts have a lot of gray hair.
3. Woodturning is both an "art" and a "craft." The "craft" is in how the wood is cut, the tools we use, and how we use them. The shape of the finished piece is the "art." Learning about other art forms (pottery, glass, sculpture, etc.) will improve the "art" of our woodturning.
4. Continue being challenged to learn new things. One year's experience repeated ten (10) times is not the same as having ten (10) years of experience.
5. Never lose sight of the customer/user. Anything that is intended to be used must be usable.
6. You can't cut wood with dull tools. The corollary is that the sharper the tool is, the better it cuts.
7. Consistency is more important than the actual profile of the cutting tool. Otherwise we are using a different tool after every trip to the grinder.

It doesn't matter what the grinding wheel is made of, how fast it spins, whether the tool is held in a jig or freehand, or if we use a belt sander or a rock, so long as the same edge profile is repeated every time we use it.

8. The speed of the grinding wheel doesn't matter. They all remove metal. The faster wheel removes it faster. There is some justification for the new woodturner to use the slower wheel.
9. It doesn't matter what color grinding wheel is used. It can be pink, gray, white, violet, blue, green, or whatever color. It can be made from Aluminum Oxide, Silicone Carbide, sandpaper, or a rock. They all remove metal.

Some may be softer and require dressing more often to make them flat again. Others, like the hard gray wheels that came with grinder, will require dressing more often to remove the glaze of embedded metal and "sharpen" the wheel.

10. The color of the grinding wheel has no meaning. While all white wheels may be Aluminum Oxide, not all Aluminum Oxide wheels are white. They also come in a pale green, violet, pink, blue, and yellow, depending on the manufacturer and the dyes they use in the binders that hold the abrasive particles together.
11. There is no truth to the myth that the gray wheels will damage the steel.
12. A cheap grinding wheel is a cheap grinding wheel, whatever color it is. Good quality is more expensive. Lacking any other knowledge and specifications, the price is a good indicator of quality.
13. A 46-grit is a coarse wheel, and a 120-grit is a fine wheel. Take your pick for those in between. There isn't enough difference between 60, 80, and 100-grit to worry about it.
14. Getting HSS to turn blue or even red-hot while grinding is not a problem. But, if you do, let it cool in the air. Don't shock it by submerging it in cold water because that can start micro-cracks in the thin cutting edge.

"RUSS'S UNIVERSAL TRUTHS" CONT FROM P7

15. Getting carbon steel hot enough to turn blue can be a problem. That temperature allows the Carbon to move around in the steel and it loses its temper. All is not lost when this happens, just get it hot again, immediately dip it in cold water, and then grind away the blue steel, keeping it cool this time with frequent dipping in cold water.
16. Real woodturners do use scrapers.
17. You can turn an entire bowl or anything else, inside and out, with a scraper. It just takes longer and there is no reason for the tooled finish to be any different from that of a gouge.
18. Any wood can be turned. Some is just easier than others. On a scale of 1-to-10, I have yet to find a "Zero", but I have had some that came close.
19. Don't turn bad wood. There is good wood and there is bad wood. Experience will teach us the difference. And, a high purchase price is not a measure of wood quality.
20. Some wood will crack, no matter what you do with it. Neither soap, nor bags, nor magic potions, or prayer will save it. And you will never know until after it happens.
21. Cracking in wood started long before we turn it in the lathe. How it was handled before is more important than what we do with it after it is turned.
22. There are only two kinds of people. Those who are allergic to Cocobolo and those that will be.
23. Measuring the height of the tool-rest *is not* important. Riding the bevel of the gouge on the wood *is* important. The tool rest has to be at whatever height makes that happen while the handle of the tool is held in a comfortable working position.
24. Learning to use a skew chisel will teach us how wood is cut, and that will make all other turning tools easier to use.
25. The walls of bowls and other vessels will become thinner and more uniform with practice, automatically. We will know when we are getting there because we "just know it" and can hear it. Cracking and other drying problems will start to disappear at the same time. Some folks will never get there, and that's OK too. There is nothing wrong with using calipers.
26. Don't make turning tools from old files, even if you understand the heat treatment of steel, know how to do it, and have the facilities for it. Every groove on the surface of the file is a stress concentration waiting to crack. Many will have already started to propagate microscopic cracks through the file. No amount of grinding the grooves away, annealing or tempering the file will weld these cracks back together.
27. Sanding is important. No finish can be any better than the surface that it is applied to.
28. The finish will accent your mistakes and torn grain. It will not hide them.
29. Sanding and finishing takes at least as long as the turning, and often longer. If it doesn't, you are either very good and don't need to be reading this, or your standards are too low.
30. Wood cannot be made into something that it is not: waterproof. If you want waterproof, consider making the vessel from glass or porcelain.
31. Before using Mineral Oil, keep the customer in mind (again). Ask yourself if you would want to use a salad bowl that was covered with the same thing that your mother gave you as a laxative when you were a child.
32. That didn't do it? If you wouldn't put motor oil on the wood, why would you want to use Mineral Oil? They are the same thing. (This one always gets an argument!)
33. There is no such thing as a "food-safe" finish. Somewhere, sometime, someone will be found who has an allergy to anything that we can put on the surface of a piece of wood, or to the wood itself. If it is considered as being safe, it's because that person hasn't been found, yet.
34. Woodturners and chemical companies are the only people who believe that, "All finishes are food-safe after the solvents have evaporated." Try explaining this logic to a generation of folks who believe that their health has suffered from "Better living through chemistry."
35. If the bottom isn't finished, the piece isn't finished. And, a flat surface from a belt sander, or a glued-on piece of felt, is not a finish.
36. If it isn't signed, it isn't finished. If you don't think enough of it to sign your name, nobody else will think much of it either.
37. Always wear face and eye protection, even while sanding. You never know when a piece of wood will explode, and the heat from sanding can be enough to do it.
38. Do not sand without covering your nose and mouth with a respirator or air filter that is approved for fine wood dust. A cheap paper mask is neither. If you think that this isn't important, come back in 20 years and tell me again that it isn't.
39. I have never met a woodturner that I didn't like. There have been a few that have pushed that statement to the limit, but in the end, they are all good folks.
40. Never do anything that you wouldn't want to read about in the next morning's newspaper.

JANUARY MENTORING SESSION WAS A HIT

Several people attended a mentoring session at the San Diego Woodturning Centre on January 24th. Pete Campbell organized the event and invited about 20 new turners to come and spend the day with several mentors. Pete and Ernest also provided an awesome smoked bbq lunch.



January Instant Gallery



VIDEO AND BOOK LIBRARY

Don't forget that we have a video and book library available for you to check out tapes and books for a small fee. We have almost every turning video ever made and are starting to grow our collection of books. Please see last month's newsletter online to see the complete list. Note the new titles at the end of the list in **BOLD LETTERS**.

For those of you with rentals that are outstanding, please return them to the Turning Centre or Scott van Hoften, 8207 Caminito Lacayo, La Jolla, CA 92037, (858) 453-8504. Either bring them to the club meetings or mail them to me. Media mail is the best price.

San Diego Woodturners Club Calendar

February 2004

- Saturday, February 21st at 9:00 am - General Club Meeting at the San Diego Woodturning Centre.
Program: **Michael Hosaluk: Professional Artist and Turner.**
- Thursday, February 26th at 7:00 pm - Board of Directors Meeting at the San Diego Woodturning Centre.

March 2004

- Wednesday, March 17th at 7:00 pm - General Club Meeting at the San Diego Woodturning Centre.
Program: **Joe Fleming: Woodturning on the Internet**
- Thursday, March 25th at 7:00 pm - Board of Directors Meeting at the San Diego Woodturning Centre.

April 2004

- Saturday, April 17th at 9:00 am - General Club Meeting at the San Diego Woodturning Centre.
Program: **David Ellsworth: Professional Artist and Turner. Founding member of the AAW.**
- Thursday, April 29th at 7:00 pm - Board of Directors Meeting at the San Diego Woodturning Centre.

For other local clubs, see the San Diego Woodturner's website at: <http://www.tridsd.com/sdwt/index.html>

San Diego Woodturning Centre Calendar

See SDWTC website for other classes and information: <http://www.sdwoodturning.com/>

February 2004

- February 2-3 - Basic Woodturning I from 4pm to 7pm at the San Diego Woodturning Centre.
- February 7-8 - Basic Woodturning IA from 8am to 4:30 pm at the San Diego Woodturning Centre.
- February 9-10 - Basic Woodturning I from 4pm to 7pm at the San Diego Woodturning Centre.
- February 16-17 - Basic Woodturning I from 4pm to 7pm at the San Diego Woodturning Centre.
- February 22-24 - Michael Hosaluk workshop from 9am to 4pm at the San Diego Woodturning Centre.
- February 28-29 - Basic Woodturning Projects from 8am to 4:30 pm at the San Diego Woodturning Centre.

March 2004

- March 1-2 - Basic Woodturning I from 4pm to 7pm at the San Diego Woodturning Centre.
- March 6-7 - Basic Woodturning IA from 8am to 4:30 pm at the San Diego Woodturning Centre.
- March 8-9 - Basic Woodturning I from 4pm to 7pm at the San Diego Woodturning Centre.
- March 15-16 - Basic Woodturning I from 4pm to 7pm at the San Diego Woodturning Centre.
- March 20-21 - Basic Woodturning Projects from 8am to 4:30 pm at the San Diego Woodturning Centre.

April 2004

- April 3-4 - Basic Woodturning IA from 8am to 4:30 pm at the San Diego Woodturning Centre.
- April 5-7 - Basic Woodturning I from 4pm to 7pm at the San Diego Woodturning Centre.
- April 12-14 - Basic Woodturning I from 4pm to 7pm at the San Diego Woodturning Centre.
- April 18-19 - David Ellsworth workshop from 9am to 4pm at the San Diego Woodturning Centre.
- April 19-20 - Basic Woodturning I from 4pm to 7pm at the San Diego Woodturning Centre.
- April 24-25 - Basic Woodturning Projects from 8am to 4:30 pm at the San Diego Woodturning Centre.

San Diego Woodturning Centre

The 2003 and 2004 workshop schedules are now taking shape. Four outstanding turners are scheduled for the coming year. They are:

- **Michael Hosaluk** - February 22, 23 & 24, 2004
- **Jimmy Clewes** - March 10th through March 15th, 2004
- **David Ellsworth** - April 18 & 19, 2004
- **Gulio Marcolongo** - June 21 through June 25, 2004
- **Christian Burchard** - October 17, 18 & 19, 2004

In addition to these demonstrators, the Centre will continue to offer Beginner, Novice and Intermediate classes every month. Please contact the Turning Centre for more details or visit the web site at: <http://www.sdwoodturning.com/>.

PLEASE NOTE: When contacting the Woodturning Centre, the phone number is:
(858) 513-0088. Do not call Ernest and Ellen's home number.

Rolly Munro Hollower
\$195 (this is below the retail price)

Ken Roth (858) 842-1236

If you are interested in the **David Ellsworth** workshop at the SDWTC, plan to sign up early. This is a rare opportunity to study with one of woodturning's leading authorities. If you are still interested in the **Michael Hosaluk** seminar, there is only one seat left. See Ernest for details.

Klingspor Sanding Pads/Disks

FLEX ARBORS **Disks (hook & loop)**

2" at \$ 8.25 2" at \$3.50 per 25
3" at \$ 9.25 3" at \$5.00 per 25

See **Ken Roth** at the meeting or call **(858) 842-1236**

Wide variety of wood available:

cocobolo	bocote
pink ivory	fiddleback maple
madrone burl	myrtle
goncalo alves	others

See **Pete Campbell**
(909) 767-0455

RESOURCES AND DISCOUNTS

Cut & Dried Hardwoods

241 South Cedros Avenue
Solana Beach, CA 92075
(858) 481-0442

Tropical Exotic Hardwoods

2270 Camino Vida Roble
Ste "B",
Carlsbad, CA
(760) 434-3030

Rockler's

8199 Clairemont Mesa Blvd.
San Diego, CA 92111
(858) 268-1005

North County Tools

955-A Rancheros Drive
San Marcos, CA 92069
(760) 743-2004

Tool Depot - three locations

3799 Gaines Street, SD CA
(619) 220-7111

1441 Encinitas Blvd, Enc. CA
(760) 943-9120

The Hardwood & Hardware Co.

9040 Activity Road, Bldg E
San Diego, CA 92126
(858) 536-1800

Enviro-Safety Products

516 E. Modoc Ave.
Visalia, Ca 93292-7630
(800) 637-6606

1655 Broadway #13
Chula Vista, CA
(619) 585-1800

Woodworker West.

P. O. Box 66751
Los Angeles, CA 90066
(310) 398-5931


San Diego Woodturners, Inc.

A Nonprofit Corporation

A Chapter of the AAW

P.O. Box 507061

San Diego, CA 92150-7061



**Michael Hosaluk
Woodturning Artist,
Teacher and Author**

**Saturday, February 21st, 2004
9:00 am**
