



## SHAVINGS

FROM THE PREZ

### Hello Fellow Chippers,

Well, another month has come and gone. Our February meeting was well attended with about 55 of you coming out. Our topic was Gizmos and Gadgets, and some of you shared some real good ones. Thanks to all of you who shared.

Our March meeting is going to be a good meeting also. We have Richard Raffan coming in from Australia. I have seen Richard about seven or eight times and I have learned something new every time. Richard has two new books with a third out in about a month. Bring in your books and get them autographed.

Don't forget that the San Diego County Fair is coming up fast, so get your projects done and sign up fast to help demo during the fair. The Utah Woodturning Symposium is

CONTINUED ON PAGE 3

# San Diego Woodturners

A Chapter of the AAW

URL: <http://www.sdwt.org>

P.O. Box 507061 San Diego, CA 92150-7061

Volume 2002, Number 3

March 2002

## The San Diego Woodturners welcome .....*Richard Raffan*

On Saturday, March 9, the San Diego Woodturners will host Richard Raffan for an all-day demonstration. The demonstration will run from 9 am until about 4 pm. The fee will be \$25 for club members and \$35 for guests.

Richard is a production turner and woodturning



CONTINUED ON PAGE 2

## NEW MARCH MEETING TIME AND DATE!

Mark your calendars!

March 9th at 9:00 am:

*Richard Raffan demonstration*

\$25 for club members

\$35 for guests

## Board Members

### President

Don Owen (619) 426-1457

### Vice President

Ernest Grabbe (858) 748-4839

### Secretary

Don Werth (760) 630-4138

### Treasurer

Don Kaufmann (858) 755-2007

### Members at Large

Nan Bushley (760) 728-0591

Pete Campbell (909) 767-0455

Tom Cummings (760) 745-2769

Russell Duff (858) 270-8884

Joe Fleming (858) 586-0562

Oskar Kirsten (858) 274-3472

Mike Lonnecker (858) 451-2852

James O'Neal (760) 753-0090

Jim Reeve (858) 277-5779

Ken Roth (858) 487-4814

Lorin Youde (760) 436-4749

## Committee Chairs

### Newsletter Editors

Joe Fleming (858) 586-0562

Jim Dossett (619) 299-4115

### Video Librarian

Lynn Moon (858) 756-2296

### Raffle

Warren Sherman (858) 571-2798

### Del Mar Fair

Chuck Luebbers (619) 262-8522

Lorin Youde (760) 436-4749


### Gallery 21

Ken Roth (858) 487-4814

Don Kaufmann (858) 755-2007



## "RAFFAN" CONTINUED FROM PAGE 1

teacher. Calling Australia home, Richard routinely does demonstration tours throughout Australia, New Zealand, the United States, England and Europe. The author of several books on woodturning, Richard also produced a series of video tapes that visually demonstrate the techniques



taught in his books. He currently has two new books released through Tauton Press. **Turning Bowls** and **Turning Boxes**. He will have a third book to be released soon called **Richard Raffan's Turning Guide: Turning Wood, Turning Boxes, and Turning Bowls**.

Richard will be presenting several different woodturning techniques during his series of demonstrations on Saturday. While turning objects from small bowls to end grain, lidded boxes, Richard demonstrates the basic-to-advanced tool techniques that put him on the top of the list of accomplished woodturners and demonstrators in the world today.



## DUES! LAST NOTICE!

If you have not paid your 2002 dues, this is your last newsletter. You will be removed from the mailing list after this. Please contact me by phone or at the March meeting. If you still want to receive the newsletter and be eligible for the discounts that our sponsors provide, then you better hurry. Dues are \$30 (\$25 if you want to download the newsletter from the internet).

Don Kaufmann

**"PRESIDENT" - CONTINUED FROM PAGE 1**

also coming soon. Register soon and make your room arrangements early.

We are always looking for meeting ideas, so call me or e:mail me if you have any.

This will be your last newsletter if you haven't paid your 2002 dues. It is very important to get your dues in, as our club needs them to function.

Let the Chips Fly, Don

## The Raffle Report

The February raffle saw a nice piece of maple burl go to Jerry Wertis. We also had 2 perpetual bowls in the raffle. Paul Pankratz and Cecil Treadwell were the winners. We are looking forward to the pieces that they will bring to the next meeting. They are unlucky because the next meeting is on March 9th. So they had better get turning. In March the raffle will have a Porter Cable compressor 4.5hp 15gal. We also have a Black & Decker rotary tool and, as usual, we will have a few other smaller items. I am still open for ideas that other club members would like to have a chance at winning in the raffle. Please let me know and I will see you at the March 9th meeting. Thanks for letting me be of service

Warren Sherman

## Design in Wood Exhibit at the San Diego County Fair

It is not too early to be thinking about the San Diego County Fair (formerly known as the Del Mar Fair). Once again, the San Diego Woodturners will have a demonstration booth in the corner so that we can help to show what we do to the public. Our booth is always one of the most popular attractions in the Design in Wood Exhibit. Hours of operation will be 10am to 2pm and 2pm to 6pm. These shifts are every day. Two people per shift is best. The Fair starts June 15<sup>th</sup> and runs through July 7<sup>th</sup>. Please call Chuck Luebbers or Lorin Youde for additional information or to sign up.

You should also be starting on your entries into the Fair. There will be over \$15,000 of prizes awarded in 22 categories. There will be four turning categories again this year: center work, face work, embellished work and segmented turnings. You may enter a total of three pieces into the exhibit. Entries are due April 26<sup>th</sup> at 5pm. Actual works are due at the Fairgrounds on June 2<sup>nd</sup>. Pick-up will be on July 8<sup>th</sup>. The entry fees will be the same as last year. Rules and regulations will be available at the March meeting. Entry forms are also available on the San Diego Fair Website: [sandiegofair.com](http://sandiegofair.com)

# Mentors

### Tom Cummings:

2310 El Norte Parkway West  
Escondido  
(760) 745-2769

### Ed Ducharme:

9446 Lake Canyon Road  
Santee  
(619) 448-9389

### Oskar Kirsten:

5101 Middleton Road  
San Diego (Pacific Beach)  
(858) 274-3472

### Chuck Luebbers:

1849 Tulip Street  
San Diego  
(619) 262-8522

### Don Owen:

1168 First Street  
Chula Vista  
(619) 426-1457

### Horst Remmling:

410 E. Glaucus  
Encinitas  
(760) 436-6758

### Ken Roth:

13636 Jackrabbit Road  
Poway  
(858) 487-4814

### Jim Young:

11006 Rock Canyon Court  
San Diego (Mira Mesa)  
(858) 566-8767

## Logo T-Shirts

San Diego Woodturner logo T-shirts are available for \$15 in medium, large and extra large. They are navy blue with the club logo on the back. See a board member for yours today.

## San Diego Woodturners' Video Library

Don't forget that we have a video and book library available for you to check out tapes and books for a small fee. We have almost every turning video ever made and are starting to grow our collection of books.

For those of you with rentals that are outstanding, please return them to Lynn Moon, Box 972, Rancho Santa Fe, 92067, (858) 756-2296. Either bring them to the club meetings or mail them to me. Media mail is the best price.

Title	Name	Title	Name
1. Miniature Lathe Demo	Bonnie Kline	45. Hollow Turning	David Ellsworth
2. Woodturning II Bowls	Bonnie Kline	46. Introduction to Bowl Turning-AAW	
3. Woodturning III Boxes	Bonnie Kline	47. Introduction to Bowl Turning-AAW	
4. Thread Cutting	Robert Sorby	48. AAW '97 Technique and Instant Gallery	
5. Tips for Turners-Hollow Turning Tools	David Ellsworth	49. Coloring Wood	Jan Sanders
6. Turning Between Centers #1	Dennis White	50. Cutting and Sharpening for Woodturners	Chris Stott
7. Turning Bowls #2	Dennis White	51. Welding, oxy, arc, wire	
8. Boxes, Goblets, Screws and Threads	Dennis White	52.	
9. Novelties and Projects #4	Dennis White	53. Mahoney – Demo A & B	Mike Mahoney
10. Classic Profiles #5	Dennis White	54. Basic Box	Ray Key
11. Twist and Advanced Turning	Dennis White	55. Finial Box	Ray Key
12. Bowl Turning	Del Stubs	56. Finial Box	Ray Key
13. Southern California Woodturning Conference 1986		57. Finial Box	Ray Key
14. Del Mano Gallery 1988-1990		58. Turned Forms-the Collection	Irving Lipton
15. Del Mano Gallery 1990		59. Woodturning	Richard Raffan
16. Turning Boxes	Ray Key	60. Turning Wood	Richard Raffan
17. Stewart Tools-Promo Incra	Dennis Stewart	61. A & B Turning Projects	Richard Raffan
18. Stewart Tools-Signature in Woods Promo Incra		62. The Translucent Bowl and Hawaiian Woods	Ron Kent
19. Decorative Techniques	Robert Sorby	63. Turning Boxes	Chris Stott
20. San Diego Woodturners-Flutes and Spindle Turning		64. Decorative Effects and Coloring	Chris Stott
21. Woodturning Symposium 1992-Irish Woodturning		65. Woodturning – A Foundation Course	Keith Rowley
22. Demo Part 1	Dan Ackerman	66. Signatures in Wood	Ditmer, Holzapel, Scarpino
23. Demo Part 2	Dan Ackerman	67. History of Irish Woodturning	
24. Photographing your Pieces (defective)	Gary Zeff	68. AAW Symposium '96-'97	
25. The Woodturning Workshop		69. San Diego Woodturners	
26. Bowl and Hollow Turning	John Jordan	70. Turning Boxes	Richard Raffan
27. Bowl and Hollow Turning	John Jordan	71. Chatter Techniques, Coloring	Bonnie Klein
28. Small Shop Projects:Boxes	Jim Cummings	72. Turning Unusual Materials	Bonnie Klein
29. Lets Make a Bowl Lathe	Timby plans	73. Elliptical Turning	David Springett
30. Colonial Footstool-beginning project		74. Woodturning Wizary	David Springett
31. AAW Symposium 1994		75. Bowl Turning	Del Stubbs
32. Wood Dust Solution		76. Turning for Furniture	Ernie Conover
33.		77. Threaded Lids (V)	Bonnie Klein
34. Sharpening, Sanding #1	David Ellsworth	78. Dick Sing Demo 1 & 2 (7/00)	Dick Sing
35. Hollow Turning Tools #2	David Ellsworth	79. Introduction to Bowl Turning	Rus Hurt
36. Hollow Turning #3	David Ellsworth	80. Inlaid and Novelty Boxes	Chris Stott
37. Natural Edge and Hollow Form	Chris Stott	81. Finishing for Woodturners	Chris Stott
38. First Steps Woodturning, Cutting, Sharpening	Chris Stott	82. Skill Building Projects	Mark St. Leger
39. Turning Bowls	Chris Stott	83. Turning Projects from Scrap	Robert Rosand
40. Turning Bowls	Chris Stott	84. Turning Green Wood	Michael O'Donnell
41. Howard Lewin Seminar 1996		85. Wet Turning	Stuart Mortimer
42. Photographing your Work	Berry Parr	86. Turning Pens Demo	Art Majeras
43. Instant Gallery AAW Symposium '85 and '86		87. Fundamentals of Sharpening	4-Experts-AAW
44. Coloring and Decorating	Stoff	88. The Skew Chisel	Allan Batty
		89. Hand Thread Chasing	Allan Batty

## Gizmos and Gadgets – A Review

Well, the February meeting sure had an assortment of homemade doohickeys to solve all sorts of turning problems. There are a couple of photos here, but to get the full effect, you need to contact the inventors.

Joe Fleming started the program off with his homemade passive sanding system. He buys used skate wheels, bushings and bearings from **Retro Sports**, then simply places a 2" or 3" Velcro sanding mandrel in the hole and holds assembly against the turning piece. While the Vic Wood model goes for about \$40, Joe makes his for less than \$5 plus the cost of a sanding mandrel, if you don't already have one. Next he showed his steady center built from skate wheels and scrap aluminum. Finally, Joe showed his ball-hollowing chuck in progress. This chuck is made from a 2" PVC compression coupling and holds balls for hollowing that are around 3" in diameter. February's issue of



**Woodturning** magazine showed a similar chuck made by Fred Holder.

Next up, Ken Roth showed his deep vessel calipers made from 1/4" copper tubing. These can be bent to accommodate any shape vessel. He also displayed his shop built vacuum chuck.

Chuck Luebbers then showed his home-made faceplates made with large nuts pur-

chased from **Marshall's** industrial hardware. He epoxies these into scrap MDF for his faceplates and his vacuum chucks. Chuck also make flap sanders and buffing wheels by using a Black and Decker mandrel with either sand paper or Scotch Brite pads cut and fitted onto the mandrels.

Ernest Grabbe then demonstrated his bandsaw table for cutting turning blanks quickly. He has mounted a large butcher block to the table, and then created an indexing system with marks on the table and a sliding center pin for cutting circles. He also has increments marked off for repetitive cutting of fixed length blanks. Ernest also explained how to balance large pieces of



unbalanced wood on the lathe using an auxillary plywood disk and steel plates for counterweights.

Pete Campbell showed the log cutting sled that he made for cutting logs sections and for ripping logs on the bandsaw. He also showed an inexpensive cart that he has for his vacuum system.

Mike Lonnecker showed an inexpensive cart that has been fitted with an auxillary bed made of wood that lines up exactly with his Oneway lathe. This allows him to slide the tailstock off the lathe without having to lift it. Mike also showed a 24"

**CONTINUED ON PAGE 6**

## The Instant Gallery Update

We had a pretty fair turnout for the February instant gallery, except for the advanced class. Unfortunately, we are having a real decrease in the voting, so please make time for this when you are at the meetings. Bob Miller won in the novice with his small bowl. Don Werth won the intermediate class with his maple burl bowl. Pete Campbell won in



**Don Werth - Intermediate**



**Pete Campbell - Master**

the master class with his camphor vessels. Bob snuck away before we could get a picture.

Even though we had 20 entries and more than 50 people at the meeting, we only had 25 votes. Please make sure that you cast your vote. Our turners are making an effort to show their work. It is all of our obligation to acknowledge their efforts.

## "GIZMOS" CONTINUED FROM PAGE 5

particle board disk mounted on a faceplate that he uses for a large sanding disk and for other chucking needs.

Last, Nan Bushley showed Oskar Kirsten's hollow form

reversing jig that makes turning the foot of a hollow form very easy. She also showed a photo of her overhead hoist for lifting large blocks of wood onto her lathe.

One additional person (sorry – I didn't get his name) brought several homemade devices for deep hollowing. His Jamieson-like hollowing rig was the most impressive.

Thanks to all for sharing their great ideas. If you have an item you would like to share, just contact Joe Fleming. He will be happy to include a short write-up and photo in the newsletter.



## Utah Woodturning Symposium

The Utah Woodturning Symposium will be June 13 through 15 with a pre-symposium sale and demonstrations at Craft Supplies on June 12. San Diego always sends a large contingent to the symposium where 15 to 20 national and international demonstrators show turning techniques, skills and tools for all ability levels. The event also includes an awesome instant gallery, a barbeque steak picnic, a swap meet and the ever-popular egg cup races.

Craft Supplies' sale is all full of goodies and the demonstrations are free all day.

The fee is \$220 (\$110 for spouses) and local accommodations around \$60 per night. If you are interested, please see one of the board members for additional information.

When you register, the Symposium will mail you complete information about lodgings, etc. You don't have to wait, however, for that if you intend to go. Just ask Nan Bushley, Ken Roth or any other board member for suggestions on accommodations.

.....cut here.....

## Utah Woodturning Symposium Registration Form

Please register me for the **Utah Woodturning Symposium**

Name: \_\_\_\_\_ Home Phone: \_\_\_\_\_

Address: \_\_\_\_\_ Work Phone: \_\_\_\_\_

City: \_\_\_\_\_ State \_\_\_\_\_ Zip \_\_\_\_\_

Enclosed is my: check \_\_\_\_\_ money order \_\_\_\_\_ in the amount of \$ \_\_\_\_\_

\_\_\_\_\_ on or before May 10th \$220.00

\_\_\_\_\_ After May 10th \$230.00

\_\_\_\_\_ Single Day Registration \$100.00

\_\_\_\_\_ Spouse Registration \$110.00

\_\_\_\_\_ Student Registration \$110.00

Send checks/money orders to:

UTAH WOODTURNING SYMPOSIUM  
PO BOX 50196  
Provo, UT 84605-0196  
Phone: (801) 378-2021

## San Diego Woodturners Club Calendar

### March 2002

- Saturday, March 9<sup>th</sup> at 9:00 am - General Club Meeting at the San Diego Woodturning Centre. **Richard Raffan demonstration. *NEW TIME AND DATE***
- Thursday March 28<sup>th</sup> at 7:00 pm - Board of Directors Meeting at the San Diego Woodturning Centre.

### April 2002

- Wednesday, April 17<sup>th</sup> at 7:00 pm - General Club Meeting at the San Diego Woodturning Centre. Program: Bill Haskell from the Glendale Woodturners - Piercing/Carving Your Pieces.
- Thursday April 25<sup>th</sup> at 7:00 pm - Board of Directors Meeting at the San Diego Woodturning Centre.

### May 2002

- Saturday, May 18<sup>th</sup> at 10:00 am - Annual Club Picnic at the Ken Roth Estate (he only has one) in Poway.
- Thursday May 30<sup>th</sup> at 7:00 pm - Board of Directors Meeting at the San Diego Woodturning Centre.

---

## San Diego Woodturning Centre Calendar

See SDWTC website for other classes and information: <http://www.sdwoodturning.com/>

### March 2002

- March 2-3 - Introduction to Woodturning from 8am to 4:30pm at the San Diego Woodturning Centre.
- March 4-5 - Basic Woodturning from 4pm to 7pm at the San Diego Woodturning Centre.
- March 9 - Richard Raffan Demonstration from 9am to 3:30pm.
- March 11-12 - Basic Woodturning from 4pm to 7pm at the San Diego Woodturning Centre.
- March 10-12 - Richard Raffan 3-day Workshop from 9am to 3:30pm.
- March 13-14 - Richard Raffan 2-day Workshop from 9am to 3:30pm.
- March 18-19 - Basic Woodturning from 4pm to 7pm at the San Diego Woodturning Centre.
- March 23-24 - Intermediate Woodturning (Nested Bowls) from 8am to 4:30 pm at the SD Woodturning Centre.

### April 2002

- April 1-2 - Basic Woodturning from 4pm to 7pm at the San Diego Woodturning Centre.
- April 6-7 - Introduction to Woodturning from 8am to 4:30pm at the San Diego Woodturning Centre.
- April 8-9 - Basic Woodturning from 4pm to 7pm at the San Diego Woodturning Centre.
- April 15-16 - Basic Woodturning from 4pm to 7pm at the San Diego Woodturning Centre.
- April 27-28 - Intermediate Woodturning (Hollow Forms) from 8am to 4:30 pm at the SD Woodturning Centre.

### May 2002

- May 4-5 - Introduction to Woodturning from 8am to 4:30pm at the San Diego Woodturning Centre.
- May 6-7 - Basic Woodturning from 4pm to 7pm at the San Diego Woodturning Centre.
- May 13-14 - Basic Woodturning from 4pm to 7pm at the San Diego Woodturning Centre.
- May 20-21 - Basic Woodturning from 4pm to 7pm at the San Diego Woodturning Centre.
- May 25-26 - Intermediate Woodturning (Nested Bowls) from 8am to 4:30 pm at the SD Woodturning Centre.




San Diego Woodturners, Inc.

A Nonprofit Corporation

A Chapter of the AAW

P.O. Box 507061

San Diego, CA 92150-7061



---

# Richard Raffan

**\*\*\*\*\*** *Time and date change* **\*\*\*\*\***

**Saturday, March 9, 2002**  
**9:00 am**

**\*\*\*\*\***